



T TIMES



February 2016 Edition

The Michigan Chapter was established on March 30, 1971, to provide local activates for the NEMGTR members in the Great Lakes area. In addition to driving events, membership meetings are held regularly. Board meetings are scheduled intermittently (generally monthly) throughout the year. An annual business meeting, which includes the election of officers, is held in the last quarter of each year.

Membership dues are \$25.00 (\$35.00 with newsletter mailed to you) per year, payable by April 1st. Michigan Chapter members are required to be members of the New England MGT Register, Ltd.

The T Times is the official publication of the Michigan Chapter. Generally any member may submit articles and may advertise for cars, part and related items free of charge. Permission is hereby granted for use of any written material in the T Times, provided the author is credited.

The T Times is published 6 times a year by the Michigan Chapter of the New England MG T Register.

Submissions for publication must arrive by:

March 15th for the April edition

Email to spelic@simplexgrinnell.com

Website:

www.michiganmgt.com

Facebook:

Michigan Chapter: New England MGT
Register

Chapter Officers

Chairman

Sandy Kuivenhoven

Email: sandybear890@gmail.com

Vice-Chairman

Melody Klemmer

Email: msklemmer@comcast.net

Recording Secretary

Richard Quick

Email: getrichquick_98@yahoo.com

Treasurer

Shari Pelic

Email: spelic@simplexgrinnell.com

Membership Chair

Kenneth Klemmer

Email: kaklemmer1969@gmail.com

Webmaster

Cary Gersh

Email: cgersh@hom.org

Editor of the T Times

Events Coordinator

Shari Pelic

Email: spelic@simplexgrinnell.com



Table of Contents

Chairman's Corner	Page 2
2015 Members Mileage	Page 2
Champagne Brunch.....	Page 3
2015 Membership Directories Photos	Page 3
Club Logo Apparel	Page 3
Hibernation Party.....	Pages 4-5
2014 Traveling Trophies Winners	Page 6
Membership Renewal	Page 7
Jim Pesta's Tech Article-Rear End Issues.....	Pages 8-10
MG TD-TF Safety Tip	Page 11
Remembering Gene Ledbetter	Pages 12-15
Spring Round Up.....	Page 16
Kimber Birthday Bash.....	Page 16
Remembering John Boyle	Page 17
Tom Booth's Father's MG M	Page 17
Wants & Disposals	Page 18
Business Ads.....	Page 19
Calendar of Events	Page 20

Chairman's Corner

We're back, your 2016 Executive Board! Elections were held at the Hibernation Party/Annual Meeting last month and we here is your first look at the new Board. Hopefully we can provide the club another great year!



Chairman: Sandy Kuivenhoven

Yours truly for the 8th year, with only one more year to bet the "longest servicing Chairman" of the club. Put a record out there and someone has to brake it. Promise to make 2016 an awesome year for the club.



Vice-Chairman: Melody Klemmer

New to the Executive Board this year, Mel is bringing her enthusiasm and MG sprite to the club as an officer. She has been a member for several years and it was just a matter of time before she became majorly involved.



Recording Secretary: Richard Quick

Records are a necessity in a great club and Richard is the man for the job. This is his fourth year of service to this position and the club is very grateful for all he does, and does it well.



Membership: Kenneth Klemmer for his third year on the job. Ken handles this job for the club with organization and dedication. There is an application for renewal of membership by April 1st in this issue, so let's make Ken work!



Treasurer: Shari Pelic

Shari is in her fourth year as Treasurer, and continues to do an excellent job with the keeping of the club's books. She is also the club's Newsletter Editor and Events Coordinator in her free time.

Other club members continuing to serve the club, **Cary Gersh** as our **Webmaster**.

Lee Jacobsen is still our **Technical Library** man. And **Lou VanKoningsveld** also handles the **Club Regalia** when not working on his T-car. Thank you all for staying on to help out the club.

We are all looking forward to 2016 as yet another great year for our MGT beauties and for the club as well.

Thanks to Marc Stump for the awesome photos above!

2015 MEMBER'S MILAGE


IN THE ORDER OF MILES DRIVEN

Walter & Debby Parke	7 miles
Larry & Mitzi Pittman	10 miles
Tom & Lois Booth	200 miles
Doyle & Kathy Meredith	250 miles
Tom Sorensen & Kaye Foyle	312 miles
Sandy & Larry Kuivenhoven	318 miles
Bob & Lenette Ruzzin	500 miles
Dirk van den Muijsenberg	500 miles
Ken & Melody Klemmer	800 miles
MGA	3,000 miles
Bruce & Willie Mann	891 miles
John & Mary Gervasi	1,265 miles
Shari Pelic	2,046 miles
Lee Jacobsen	
MGSA	420 miles
Jag/Packard	1,000 miles
TA	90 miles
TF	115 miles
TD	296 miles
TC	85 miles
John Deikis	3,761 miles
Linda & Jim Northrup	4,022 miles

Next year in the 2017 issue of the T-Times, we would enjoy looking at more members mileage. Just write down your starting mileage now and we will request that number from you at the end of the driving season.

And of course, you could be in the running for the Richardson Trophy (most mile driven in a T-car) in 2016.

Thanks to all the members who did send in their mileage, sure readers will enjoy checking it out.



2016 CHAMPAGNE BRUNCH

This year's **Champagne Brunch** will be once again hosted by Ken and Melody Klemmer at their home in Farmington Hills. The Brunch will be on Sunday, **May 29th, 2016.**



There will be information out with all the details, but mark your calendars now, you don't want to miss this club event. T-cars will be on display, the champagne will be flowing and it is promised that a great time will be had by all.

Theme this year for the event will be: **PINK**

SEND IN YOUR CAR(S) PHOTOS FOR THE 2016 T-CLUB DIRECTORY

The T-Club Membership Directory for 2016 will be printed at the end of April, so if you would like a photo of your car(s) included with your membership information now is the time to send them. Please email the photos to Shari Pelic at spelic@simplexgrinnell.com by **April 30th** to assure they will be in the 2016 Membership Directory.

This is a nice feature to our club directory and a great way to check out other club members' vehicles.

**New England
MGT REGISTER
MICHIGAN CHAPTER**



**MEMBERSHIP
DIRECTORY**

T-Club Shirts / Jackets / Scarfs / Blankets

You can now order your Club wear at EmbroidMe in Farmington Hills (27857 Orchard Lake Road - the Northwest corner of Orchard Lake Road and 12 Mile). There are 1000 items to choose from. Stop in to see examples of polo shirts, jackets, etc. or visit their website (www.embfh.com). You can even bring in an article for them to embroider our club logo on (approximately \$20-\$25). They have many polo shirt styles starting at \$13 before embroidering. (A higher end polo totaled \$28.00 with embroidery.) There are styles and pricing in all ranges. They are open Monday - Friday, no weekends. (248) 994-0105.

The way this works is you order your own items and pay EmbroidMe directly. The club is not stocking any items.

EmbroidMe

Adria DeAngelis Veit

Your Promotional Marketing Partner / Owner

27857 Orchard Lake Road
Farmington Hills, MI 48334
adria@embfh.com
www.embfh.com

Phone 248-994-0105
Fax 248-994-0156

EMBROIDERY SCREEN PRINTING PROMOTIONAL PRODUCTS PERSONALIZED GIFTS

HIBERNATION PARTY/ ANNUAL MEETING





Forty-five people attended this year's Hibernation Party / Annual Meeting at the King's Court Castle in Lake Orion. This year's theme was 'Red Carpet' and many of the attendees dressed the part. There were men (and women) in tuxedos, full length fur coats and even a set of go-go boots.

Our photographer, Marc Stump, posed people on his green screen but due to a technical difficulty these photos will be somewhat delayed. As soon as the software issue is repaired these photos will be created with famous people/backgrounds and will be emailed / posted on Facebook. Looking forward to seeing them!

Elections were held for new Board Members (see Chairman's Corner on Page 2 for details) and other annual club information was gone over.

Thanks to all of the people who donated Auction Items - club profits topped \$400 this year. Mr. Deikis, thank you for again acting as our vibrant Auctioneer and adding very imaginative entertainment. Also thanks to Melody/Ken Klemmer for Door Prizes.





photos by Marc Stump

2015 TRAVELING TROPHIES WINNERS

RALPH MORSE AWARD for most participation in club events went to **Kenneth and Melody Klemmer**. It is no surprise, they were at most of the events this year, and even hosted a few of them as well. The club is thankful for all their hard work in putting together the Champagne Brunch and Fall Color Tour in 2015.


Ken (Membership) and Melody (new Vice Chairman) have volunteered their time as officers, and have shown that they truly enjoy driving their MGs to club events.

Congratulations to you both, wonderful to see two outstanding members being so involved in the T-Club and its events.



SPIRIT OF MG AWARD for club and MG spirit was awarded to **Larry and Mitzi Pittman** and their 1952 MG TD. The exciting news was announced that the vehicle began to run again in 2015. The T-Club's first sighting of the car was after the "Apple of your Eye" car show and there was some assembly required. A few issues plagued the TD after its initial drive, like "forward & backward" gears, and one *nasty* oil leak. Although it was last reported still in the repair stage, it did start up and run this year (a total of about 10 miles).

The club is pleased to have another T-car back on the road again and congratulations to Larry and Mitzi for all their hard work on making that happen. Good job you two!



RICHARDSON AWARD for the most miles driven in a T-car to club events and beyond last year was presented to **Linda & Jim Northrup**. Again, Linda claimed this trophy by driving her "baby" 4,022 miles in 2015. Sometimes with her navigator Jim (who keeps the 1950 TD running all year long), Linda uses this vehicle as her favorite every day driver. She can be seen in the Ypsi/Ann Arbor area cruising to the store, running errands, attending club meetings/club events, and just plain loving the ride. The TD ventured to Indiana this year for the GOF Central and drove the Indianapolis Motor Speedway (always a bragging right for any car) and made it home to Michigan again to talk about it. Congratulations for what we are all sure was a wonderful year of driving!



FOUNDER'S AWARD for new member enthusiasm was not awarded this year. Although we have a few new members who have not been with the club very long, there was no one this last year who stood out to receive this trophy. Hopefully next year, we will have a 2016 members who will be in the running for this award.



Application for Membership

Michigan Chapter of the New England MG T Register

Website: www.michiganmgt.com

**MEMBERSHIP
RENEWALS
DUE APRIL 1ST
NO FOOLIN'**

NEMGTR Membership Number _____

Date _____ Phone (____) _____

Name _____

Spouse _____

Address _____

City _____ State _____

Zip _____

Occupation _____

Email _____

Series MG _____ Year _____ Color _____ Car No. _____ Engine No. _____

Series MG _____ Year _____ Color _____ Car No. _____ Engine No. _____

Series MG _____ Year _____ Color _____ Car No. _____ Engine No. _____

This must be complete, letters as well as numbers. Required data is to be found on the 3"x4" plate on the battery box, tool box or firewall. TD owners are cautioned to include letters in the bottom half of the car # rectangle: i.e., EXL, EXLU, EXR, EXL/NA, etc. This is a significant part of the car #. Also include all the letters in the Engine # such as XPAG, XPEG, etc.

Chapter Interests:

_____ Newsletter _____ Spares _____ Tours
_____ Membership _____ Technical _____ Rallyes
_____ Photography _____ Social _____

Other: _____



Annual Membership due by April 1st, 2016

\$25.00 with emailed newsletters

or

\$35.00 with mailed newsletters to your home

Made Payable to: **Michigan Chapter NEMGTR**

Mail to: **Kenneth Klemmer - Membership**
31805 Bond Blvd.
Farmington Hills, MI 48334

or you can go to our Club Website: www.michiganmgt.com and fill out the form and use PayPal.

Rear End Issues



The rear end is a complete system that does many things for your car. However, it does need to be checked every time the car is serviced. If you do all of your own work, you must always inspect the rear end.

Sometimes a problem will just sneak up on you. Sneak up on you may be a misnomer, if you are paying attention you will see, hear, smell, or feel it coming.

Just recently I received the rear end housing in exchange for a 4.3 conversion that I supplied to a customer. Now I have seen quite a few rear housings over the years and some show different indications of issues that the car was having.

I know that the owner was having issues with his car. He knew it but did not know that it should not be happening. I also know that he did not service his own car and his service provider never saw the signs nor asked him about what the car felt like while driving the car. These issues would have been clearly evident while the rear end was still in the car, but the questions were never asked of the owner.

One of the interesting things that I have noticed over the years is that most people who drive these cars hear all of the horror stories about how fragile and expensive the repairs are. It seems that everyone wants to believe that their problem is too expensive to fix so they put it off and convince themselves that it is just how the car is supposed to feel.

Report Prepared

MG SERVICES

A full-service MG garage
Specializing in T-series and MGA's

Jim Pesta
chief mechanic/proprietor

Jim@mgrepairs.com Phone: (513) 532-1795 www.mgrepairs.com

Over 30 years of experience
diagnosing, repairing, and maintaining MG's

MG Services
349 Glenroy Ave.
Cincinnati, Ohio 45238

Another thing I find interesting is almost everyone who diagnoses his own problem will decide that whatever the issue is it will be the most complicated and expensive repair he can think of.

In reality, it is usually the simplest repair that was put off so long it turned into a much more complicated issue.



This is what I found in the most current housing that can into the shop. The housing was completely covered with oil grease and road dirt. It was hard to see what was happening in these areas. After a complete cleaning of the housing, this photo shows of one end of the housing where the U-bolts connect the housing to the springs.

This condition exists at both ends of this housing. That "polished" area on the top of the housing shows that the U-bolts were loose, moving back and forth wearing away the material where the housing and bolt contact each other. This wear will eventually cause either the housing or the bolt to fail.

The following three photos show the conditions on other cars that could lead to the wear shown on the original axle housing above.



Left photo shows a rubber pad that has dried out and is breaking apart.

This wear occurs when the rubber spring pads either harden and break apart or they get covered with a fluids

that deteriorate the pads. Brake fluid, rear end gear oil, or possibly even hydraulic fluid from the rear shocks can cause this type of damage.

The photo to the right shows what looks to be a leaking axle seal that has allowed gear oil to cover the back of the backing plate and rubber bits. (oil has not deteriorated the rubber parts yet).



The photo at left shows the oily area around the rubber pads. This oil probably came from somewhere other than the axle seal because the backing plate is clean and dry.

Again, evidence of this leak can be seen very early on, either on the ground under the rear of the car or fluid on the back of the tires.

If you have not see any leaking fluid, Then the nuts of the U-bolts are loose.

If during your yearly inspection you discover a situation as pictured in the photo at right, you have loose U-bolts. Even though the U-bolts look tight the rust colored area around the U-bolts indicate that the axle housing is moving around under the U-bolt. The second U-bolt is covered with crud. If you look closely, you can see that the crud is slightly worn away from the bolt. This would indicate that the right side U-bolt was also loose.

This photo shows the problem in its very early stages. It is hard to see but the rubber pad has already cracked apart.



As the housing, U-bolts, or pads wear, the entire rear axle will move around more and more. The result of this axle housing moving around independently of the car you will be able to feel the car trying to turn when you step on the accelerator. This condition is called rear steering. If you drive the car all of the time, this condition is quite noticeable.

These are only two ways to identify the problem. This is why a yearly inspection is very important to head off a major repair.

How does this turn into a major repair? First, the walls of the axle tube that extends from the center diff. to the backing plate end is only about 1/8" thick. As you can see in the top photo of the previous page, at least half of the tube wall has been worn away. This housing is just on the verge of being unusable.

With any further wear on the top half of the tube can cause it to sag or even collapse. This wear will then allow the axles, axle bearings, seals, and tires to wear prematurely.

Filling the grooves with a good quality epoxy can salvage this housing.

Rear End Issues continued...



As I have said, over and over, a lot of expensive repairs can be avoided if you just check over and under the car every year. We all know the cars look pretty, but you just have to look a little deeper. Driving the car consists more than just looking at the car. Driving is part what you see, part what you hear, part what you smell, and part what you feel.

PAYING ATTENTION DOES NOT COST ANYTHING!!!

Questions and/or comments on this article or suggestions for future articles, please contact me.

This is a photo of the same area as the original photo that was seen at the top of the preceding page. It has been filled with epoxy, sanded, and painted. The buffer pad will now slip over the axle housing and make constant contact between the U-bolts and axle housing.



When re-installing the rear end housing, one should always use an MGA buffer plate (Moss part 267-560), new U-bolts, and rubber spring pads.

Installing these plates on your car at any time can eliminate any additional wear of the housing.

Report Prepared by:

MG SERVICES
A full-service MG garage
Specializing in T-series and MGA's
Jim Pesta
chief mechanic/proprietor
Jim@mgrepairs.com Phone: (513) 532-1795 www.mgrepairs.com
Over 30 years of experience
diagnosing, repairing, and maintaining MG's

MG Services
349 Glenroy Ave.
Cincinnati, Ohio 45238



MG TD- TF Safety Tech Tip



Fact: When driving your MG, if your steering wheel comes off the steering column in your hands, you have entered a very unsafe condition, especially if you are traveling “at speed”.

Twenty years ago, while traveling in the green TD with my 5 year old daughter Bonnie, exactly that occasion occurred. It is something not easily forgotten. I was traveling 40 mph, East on Ford Road, approaching Beech Daly, in the right lane of a 3 lane road. The steering wheel “dropped” in my lap. Bonnie thought it was funny and I remember he saying “Dad, do you want me to steer?”

A non-steering MG, or any vehicle for that matter, is a danger to all involved when on a public road at speed. For my situation, I knew my procrastination on getting around to fixing the front brakes made the MG veer to the right. I coasted for a block, saw an empty parking lot to the right, hit the brakes and the car luckily veered into the lot, “on its’ own”, and stopped. Bonnie thought it was great fun when I handed her the “steering’ wheel. My hands where shaking...

Examination revealed a basic flaw, in my opinion, of the matter in which a TD-TF steering wheel is affixed to the column. The wheel center has a slot for a “Woodruff” key which has a matching slot located on the steering column. Once the steering wheel is slid onto the column and woodruff key, locking both together as a steering “unit”, the steering wheel is held or secured from sliding back off by a large nut.

The flaw, and what occurred in my thrill ride, was that the nut loosened up and fell off, hidden and loose behind the plastic cover with the pretty MG logo. Any slight pull on the steering wheel slid and pulled the steering wheel right off of the steering column, and woodruff key. Result? No steering.

A TC and other prewar MDs have grooves on the steering column, no woodruff key, so one can easily remove it while at a traffic light when someone makes a comment about driving on the wrong side of the car, “here’s the wheel, you want to drive?” always gets a laugh as the steering wheel is easily slipped back on the column grooves before the light turns green.

However, with a TD-TF, (also MGA), when the nut falls off, the wheel comes off the steering column, the woodruff key falls out, you are, as the saying goes, “SOL”.

Fortunately, there is a “two minute” fix so you will never lose your steering wheel function.

First, remove the plastic cover with the MG logo, there is single chrome screw on the side that secures the cover.

Second, check to see that the large nut is tight. See Photo #1

Third, wad up into a ball a piece of “duct tape”, and place it, not tape it, on top of the nut.

Fourth, replace the plastic cover.

The wad of duct tape will, with the pressure of the plastic cover, keep the nut from turning off from vibration. Sure, there are other ‘fancy’ fixes like Loctite or a star washer under the nut, but I promised a “two minute fix” and it just happens to be the fix I used in that parking lot with Bonnie.

The duct tape, which I had with me at the time, did the job, got us back on the road again, and that same simple fix has worked admirably, untouched for 20 years, for the last 70,000 miles in the green TD.

Remember,

Safety first!

Respectfully submitted,

Lee Jacobsen

Tech Advisor



PHOTO #1



PHOTO #1
CLOSE-UP



PHOTO #2
NUT OFF

Remembering Gene Ledbetter

1942 - 2015

by shari pelic

In December we lost the nicest person I have ever known. His bear hugs and contagious warm smiles will forever be missed.

Gene's Southern Gentleman charm stemmed from his childhood upbringing in Tennessee where he stayed with his aunt & uncle on their farm while his parents worked at the automotive factories in Detroit (probably where his love of the automotive can from). He came to live with his parents when he was 8 years old - quite the culture shock, coming from a one room school house environment to Michigan Avenue and 15th Street in Detroit. His father who taught sniper teams in the US Army, quickly taught Gene to become a competent boxer. Gene shared many stories with me about his days competing in local youth boxing tournaments and the trophies he would bring home.

But my most favorite childhood story he told me was about him pursuing his dream of becoming a "Business Man". He would go to the doughnut factory by his home and take the doughnuts that were set aside for the local animal feed because they had fallen on the floor and could not be sold. He would then re-powder sugar them with his buddy and package them in doughnut boxes they took from the back of the factory. They would then carry the doughnuts in their bicycle baskets, selling to the local businesses on Michigan Avenue. They got away with it, pocketing a full 10 cents for each dozen, until his buddy's sister found out and ratted them out to their parents.

With his determination, Gene did become that successful Business Man he dreamed of.

He started in the glass business with his first wife and lifelong business partner, Joan. And then went on to many other endeavors

such as construction companies, ending up with his ultimate passion - classic car restoration.

Gene belonged to many of the car clubs, Motor City Packards, Sports Club of America, Jaguar Affiliates Group of Michigan, Cadillac LaSalle Club, AACA, Classic Car Club, VMCCA, the Michigan MGT Club and others. He played integral roles in each of these clubs, especially with organizing events and activities, hosting many Tech Sessions. Our club visited his Livonia shop back in 2011 where we got to see his prized procession - the 1938 Packard Model 1605 Convertible Sedan - Big Red.




I think if I had to pinpoint the moment that Gene and I became friends - it was at that Tech Session. He had in his display case a really nice award plate from an Auburn meet that I liked. I played it up on how I was going to steal it resulting in playful comments from him on required strip searches before leaving his shop. He had a non-threatening flirty demeanor that always made me smile. He surprised me years later with the gift of that plate - I couldn't believe that he remembered, but that's how nice he really was.





His sense of humor has caught all of us by surprise a time or two. One of those events was at a monthly meeting when Gene declared to everyone that it was his birthday. We all wished him a Happy Birthday and Melody Klemmer even did her Marilyn Monroe rendition of sitting on his lap and singing to him. People even bought his dinner. This was in June - his birthday was in October. He seem to have several birthdays each year.


Another example was on our last Fall Color Tour. We toured the Hudson museum in Ypsilanti. We were looking at the Kaiser vehicles there when I asked him if he knew why they use a buffalo in their logo. As he started to speak, a small crowd of our club and people he knew from the Model A Club that was visiting that day gathered to hear what he said, sort of like the old EF Hutton commercials. He explained that the native American word for buffalo was Kaiser. A few of the men thanked him for clearing that up and I'm sure they went home telling their friends about it. It wasn't until we were back in the car driving to our next stop that Gene turned to me and said he had to confess something. He smiled from ear to ear as he told me that he made up the whole Kaiser story. I laughed so hard tears were running down my face. I'm sure there are people still from that day thinking the work for buffalo is Kaiser. I loved the way he could so playfully declare something and everyone believed him. He really did believe that you should have fun in life. I'm sure everyone that knew him is now picturing that boyish playful smile that he had.

We have spent many fun times with Gene throughout the years in our club. He will be truly missed.



Gene Ledbetter





Spring Round Up

Howdy ya'll Buckaroos!. Let's giddy up on out to the Boogie Woogie BBQ for a good hog-killin' time.

Our first Spring Round Up - **APRIL 23rd - 1pm**.

(I reckon we'll create regional stampedes or as you city slicers call them-caravans as we get of members planning to attend.)

Put on your best duds and bandanas (no spurs please) and join us for the start of the driving season.

Even your MG can be as pretty as a little red heifer.

List of Vittles are on the website - boogiewoogiebbq.com.



Chef Chris' Boogie Woogie BBQ
5589 E M36
Pinckney, MI 48169
Hambury Village Plaza at Chilson Rd & M36



Holler out to Shari with questions/attendance/etc.
(248) 761-0097 or
spelic@simplexgrinnell.com

And always remember

"If you climb in the saddle, be ready for the ride."



Kimber Run & Birthday Bash 2016

The Lansing Area MG Association will host the 2016 Kimber Birthday Party on Saturday April 9, 2016.

Ed Fleming (from the Windsor/Detroit MG Club) will once again lead the convoy on a scenic drive towards the Delhi Café in Holt Michigan where we will toast Cecil, enjoy the company of fellow enthusiasts and treat ourselves to a bit of lunch and birthday cake. The journey is expected to take about 2 hours, so those who wish to participate, but cannot join the convoy can meet us at the Delhi around noon. Meeting place for the convoy is Meijer's parking lot at 8 mile & Haggerty at 9:30.

Delhi Café
4625 Willoughby Road
Holt, MI 48842



Additional information on the Windsor/Detroit MG Club website - wdmgc.com.



MID-MICHIGAN'S LARGEST CLASSIC CAR SHOW

SPRINGFIELD OAKS COUNTY PARK

12451 ANDERSON ROA

DAVISBURG, MI 48350

APRIL 30TH-MAY 1ST

SATURDAY: 8AM-6PM

SUNDAY: 9AM-4PM

We welcome all classic, antique, hot rod, muscle, and special interest vehicles to join us for family fun in the large car-show field. Once registered (no pre-registration, Admission for Driver - \$6.00 which includes both days & Passengers - \$6.00 per day, Children under 11 are free) , feel free to see Michigan's largest antique and collectible festival featuring a swap meet, large collector car for sale lot, entertainment, and a variety of food vendors. Hundreds of car show entries are processed each day, so get there early to fully enjoy the show. First 300 cars get a dash plaque. Best of Show Trophy will be awarded, and door prizes throughout the day. Judging starts at 1:00 and will end once all vehicles have been judged. Vehicles will be parked in a grass field in the order they arrive. Expect to be amazed by the unique displays and vintage items that will be available at the Davisburg Antique Festival!

John A. Boyle

January 26, 1949-November 29th, 2015




Member John Boyle joined the club in 2009, when his daughter Catherine (pictured with him) inherited Cliff Schnell's 1953 TD Pugley. John had often helped Cliff (his childhood and life long friend) with repairs and improvements in the day and enjoyed vintage cars.

John had participated in T-Club events over the years with the '53 TD by driving it to the Alden Car Show, Champagne Brunch and many other events.


John also enjoyed sailing, reading and was a CPA in private practice for many years. He was a very kind person and the club has lost a very special member.

MEMORIES from Tom Booth

Below are photographs of my Father John M. Booth and his 1930 MG Model M. He drove the car around Michigan and on a long road rally in England from 1930 to 1932. I thought you might enjoy seeing them.



Note on back of photo: JMB's (John M. Booth) 1930 "M" MG Midget, England, 1932, on 4000 mile tour solo




Note on back: 1930 MG-M at G.P. High School (John Booth's car)



Note on back: 1930 M.G. Midget Model "M", J.S.B. (John Booth) at wheel

Wants & Disposals



FOR SALE 1953 MG TD

My name is Katherine Boyle, John Boyle's wife. John has passed away and had left me Pugsley, a 1953 MG TD. I am interested in selling the car. John had a lot of work done on it last summer and it runs like a race horse. I have pictures and a list of repairs and improvements.

Kathy Horton Boyle Kathyhorton@earthlink.net



Z has for sale a rebuilt wood TD tub frame that he thought a club member may want to purchase. Tub includes NOS frame rails, dash side and top brackets, a reworked and improved rear body tie bar. Wood was completely taken apart, cleaned, sanded and resealed and replaced if necessary. Much of the wood is brand new.

It was reassembled on a jig using 3M epoxy and stainless steel screws and bolts, all test fitted to panels. This is the third tub. He has rebuilt.

Price is \$4,500.00 or \$4000.00 with exchange of old frame rails, dash brackets and tie bar.

Can contact him at [248-505-0786](tel:248-505-0786) or email: cheffgray@aol.com for any questions or if interested.

Chris and Z Szelap



FOR SALE TD REBUILT WOOD TUB FRAME



OUR SERVICE PUTS US A- PART FROM THE REST

At Little British, we know who we are and where our business comes from. As a growing company founded in the late 90's, we take pride in giving you high quality customer service. We will have the parts you need, the convenience you want and at a lower price than you thought you would pay.

By being an online based company, we are able to keep costs low and maintain a flawless ordering system that is quick and user friendly. We have the parts for most British marques and models as well as fun collectibles and other useful items for the British car enthusiast. Log on to www.LBCarCo.com and see why we excel at what we do.



Little British Car Company
www.LBCarCo.com

Jeff Zorn • 29311 Aranel Farmington Hills, MI 48334

Phone: 248-489-0022 • Toll-free: 800-637-9640

Fax: 248-489-9665 • Email:

LBCarCo@LBCarCo.com

Major credit cards accepted

Authorized Distributor for



**Pertronix Electric Ignitions
and Coils**

Vintage Ads

Don Hoods

Mota-Lita Steering Wheels

Gunson Tools

Moss Motors

**Halogen Bulbs for Most British
and American Cars**

Plus Many Others!



Shooting Stars by Marc
Event Photography

Marc O. Stump
(517) 536-4125
mosfish88@comcast.net

COMPLETE AUTO RESTORATION

13201 Newburgh Rd.
Livonia, MI 48150
Phone: 734-744-5045 Fax: 734-744-5046
Toll Free: 855-689-5113

Antique, Classic and Custom Auto Craftsmen

FEINN
TIRE & AUTO SERVICE
COMPLETE AUTO SERVICE
ALL MAJOR BRANDS OF WHEELS & TIRES

Kenny Hamilton

28055 Plymouth Rd. • Livonia, MI 48150
(734) 422-5088 • Fax (734) 422-1342
www.feinntire.com • kenny@feinntire.com


MasterRadiator.com
WE DO MORE THAN RADIATORS!

2293 Elizabeth Lk Rd
Waterford, MI 48328
Fax 248-682-1193

248-682-4490

April Trobaugh
James Trobaugh
Mon-Fri 8-5 Sat 8-1

MICHIGAN CHAPTER EVENTS



Apr 5th	Monthly Meeting - Leather Bottle (Livonia)
Apr 9th	Kimber Birthday Party (Holt)
Apr 23rd	Spring Round Up (Hamburg)
Apr 30th-May 1st	Michigan Antique Show & Car Show (Davisburg)
May 1st	The start of Baker's Car Show (Milford)- <u>EVERY SUNDAY</u>
May 3rd	Monthly Meeting - Leather Bottle (Livonia)
May 22nd	Spring British Car Gathering & Picnic (Camp Dearborn)
May 29th	Champagne Brunch - Ken & Mel Klemmer
May 28th-June 5th	Drive Your British Car Week
Jun 7th	Monthly Meeting - Leather Bottle (Livonia)
Jun 13th-17th	MG All Register Meet (Louisville, KY)
Jun 18th-19th	Motor Muster, Greenfield Village, Dearborn
Jul 5th	Monthly Meeting - Leather Bottle (Livonia)
Jul 10th	Mad Dogs & Englishmen (Hickory Corners)
Jul 30th	Midwest Focus Event MG Vintage Races (Waterford Hill Racetrack)
Aug 2nd	Monthly Meeting - Leather Bottle (Livonia)
Aug 14th	Alden Car Show, Alden, MI
Aug 29th-31st	Put-In-Bay Road Races Reunion - Manley Ford
Sept 6th	Monthly Meeting - Leather Bottle (Livonia)
Sept 11th	Battle of the Brits, Milford
Sept 18th	Apple of Your Eye Car Show & Club BBQ (Fenton)
Oct 4th	Monthly Meeting - Leather Bottle (Livonia)
Nov 1st	Monthly Meeting - Leather Bottle (Livonia)
Dec 6th	Monthly Meeting - Leather Bottle (Livonia)



shari pelic
37580 Spring Lane
Farmington Hills, Michigan 48331